

# Venn Index – Summary




6.60%  
Var Q4vQ1

ALL NEW  
CONTRACTS ISSUED

**2083** BOOKINGS



2016



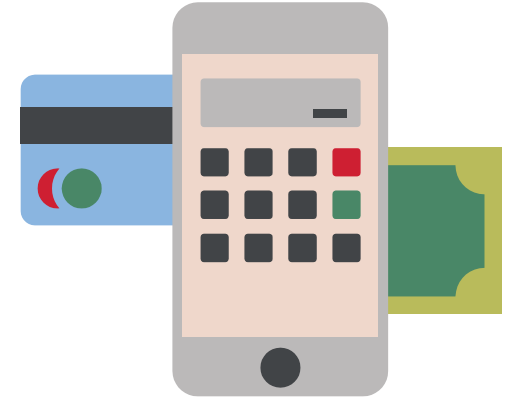
(0.05)%  
Var Q4vQ1

ALL AVERAGE  
RATES COMBINED

**£25.12**



2016



1.09%  
Var Q4vQ1

HOURLY RATE  
AVERAGES

**£18.83**



2016



(2.76)%  
Var Q4vQ1

DAILY RATE  
AVERAGES

**£272.30**



2016



# Venn Index – Banking and Finance



30.88%  
Var Q4vQ1

ALL NEW  
CONTRACTS ISSUED


**356** BOOKINGS

Q2 288  
BOOKINGS

Q3 329  
BOOKINGS

Q4 272  
BOOKINGS

2016



34.04%  
Var Q4vQ1

ALL AVERAGE  
RATES COMBINED

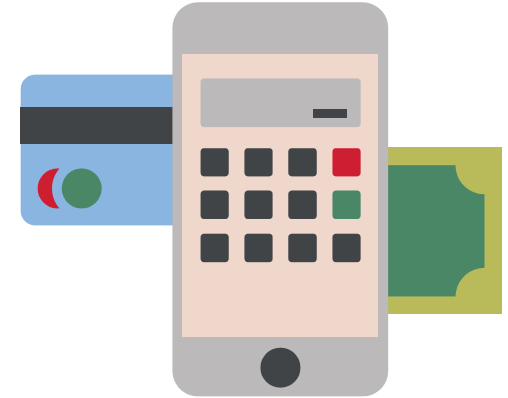
**£17.64**

Q2 £14.77

Q3 £15.17

Q4 £13.16

2016



(0.06)%  
Var Q4vQ1

HOURLY RATE  
AVERAGES

**£13.64**

Q2 £13.55

Q3 £15.63

Q4 £13.65

2016



18.42%  
Var Q4vQ1

DAILY RATE  
AVERAGES

**£226.43**

Q2 £259.79

Q3 £183.13

Q4 £191.20

2016



# Venn Index – Engineering and Manufacturing




ALL NEW  
CONTRACTS ISSUED

**170** BOOKINGS



2016

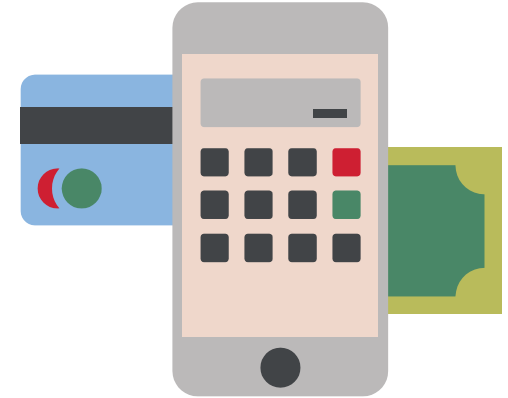


ALL AVERAGE  
RATES COMBINED

**£23.27**



2016



HOURLY RATE  
AVERAGES

**£17.37**



2016



DAILY RATE  
AVERAGES

**£274.14**



2016



# Venn Index – Government and NfP




ALL NEW  
CONTRACTS ISSUED

**240** BOOKINGS



2016

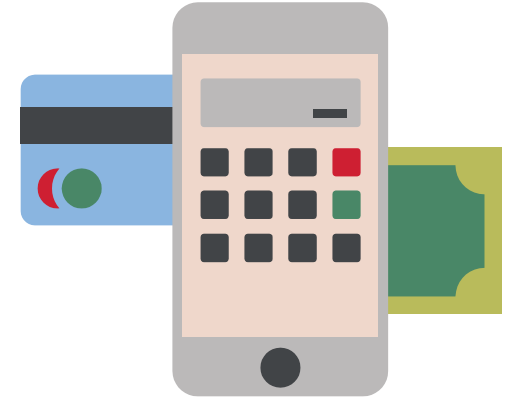


ALL AVERAGE  
RATES COMBINED

**£34.69**



2016



HOURLY RATE  
AVERAGES

**£17.06**



2016



DAILY RATE  
AVERAGES

**£355.18**



2016



# Venn Index – Healthcare and Life Sciences




ALL NEW CONTRACTS ISSUED

**685** BOOKINGS



2016

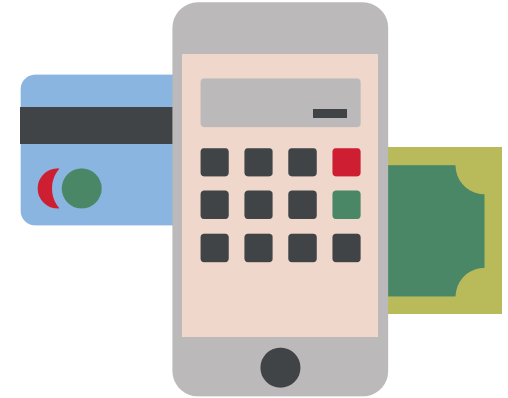


ALL AVERAGE RATES COMBINED

**£26.37**



2016



HOURLY RATE AVERAGES

**£18.26**



2016



DAILY RATE AVERAGES

**£244.99**



2016



# Venn Index – Housing




ALL NEW CONTRACTS ISSUED

**241** BOOKINGS



2016

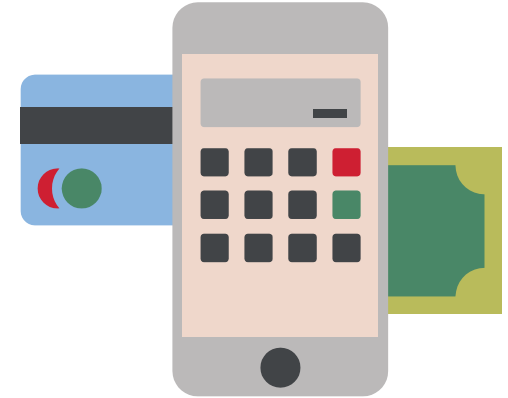


ALL AVERAGE RATES COMBINED

**£15.69**



2016



HOURLY RATE AVERAGES

**£14.67**



2016



DAILY RATE AVERAGES

**£295.54**



2016



# Venn Index – Legal



5.19%  
Var Q4vQ1

ALL NEW  
CONTRACTS ISSUED


**284** BOOKINGS

Q2 321  
BOOKINGS

Q3 336  
BOOKINGS

Q4 270  
BOOKINGS

2016



20.75%  
Var Q4vQ1

ALL AVERAGE  
RATES COMBINED

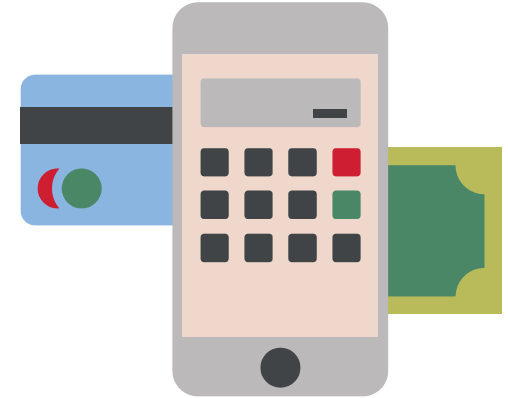
**£32.90**

Q2 £30.20

Q3 £24.86

Q4 £27.24

2016



22.00%  
Var Q4vQ1

HOURLY RATE  
AVERAGES

**£32.25**

Q2 £31.08

Q3 £24.11

Q4 £26.44

2016



(9.18)%  
Var Q4vQ1

DAILY RATE  
AVERAGES

**£298.58**

Q2 £249.77

Q3 £313.67

Q4 £328.75

2016




# Venn Index – Technology




ALL NEW  
CONTRACTS ISSUED

**107** BOOKINGS



2016

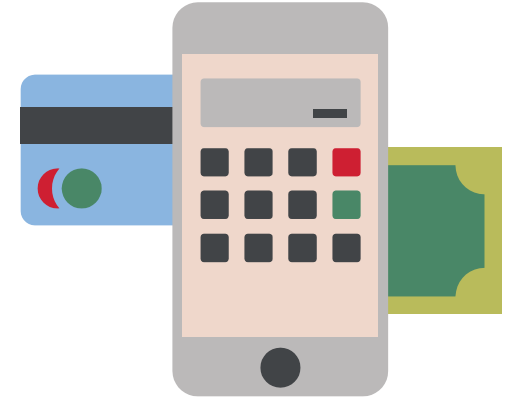


ALL AVERAGE  
RATES COMBINED

**£25.15**



2016



HOURLY RATE  
AVERAGES

**£17.08**



2016



DAILY RATE  
AVERAGES

**£301.09**



2016

