


# Venn Index – Summary

**1954**  
**BOOKINGS**

**Q4**


**(19.22)%**  
**Var Q3vQ4**

**ALL NEW CONTRACTS ISSUED**

Q1 2201  
BOOKINGS

Q2 2449  
BOOKINGS

Q3 2419  
BOOKINGS



**£25.13**

**Q4**

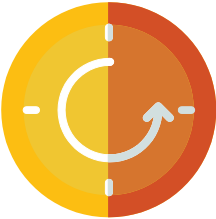
**6.85%**  
**Var Q3vQ4**

**ALL AVERAGE RATES COMBINED**

Q1 £25.12

Q2 £23.71

Q3 £23.52



**£18.63**

**Q4**


**(0.22)%**  
**Var Q3vQ4**

**HOURLY RATE AVERAGES**

Q1 £18.28

Q2 £18.13

Q3 £18.67



**24h**

**£280.04**

**Q4**

**7.81%**  
**Var Q3vQ4**


**DAILY RATE AVERAGES**

Q1 £274.00

Q2 £277.06

Q3 £259.75

# Venn Index – Banking and Finance

**272**  
**BOOKINGS**

**Q4**


**(17.33)%**  
**Var Q3vQ4**

**ALL NEW CONTRACTS ISSUED**

Q1 262 BOOKINGS

Q2 288 BOOKINGS

Q3 329 BOOKINGS



**£13.16**

**Q4**

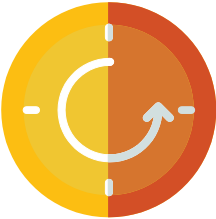
**(13.25)%**  
**Var Q3vQ4**

**ALL AVERAGE RATES COMBINED**

Q1 £16.09

Q2 £14.77

Q3 £15.01



**£13.65**

**Q4**


**(12.63)%**  
**Var Q3vQ4**

**HOURLY RATE AVERAGES**

Q1 £14.03

Q2 £13.55

Q3 £15.20



**24h**

**£191.20**

**Q4**

**4.41%**  
**Var Q3vQ4**

**DAILY RATE AVERAGES**

Q1 £267.87

Q2 £259.79

Q3 £183.13

# Venn Index – Engineering and Manufacturing




**68**  
**BOOKINGS**

**(26.09)%**  
**Var Q3vQ4**


**ALL NEW CONTRACTS ISSUED**



Q1 92  
BOOKINGS

Q2 90  
BOOKINGS


Q3 92  
BOOKINGS



**£18.95**

**5.49%**  
**Var Q3vQ4**

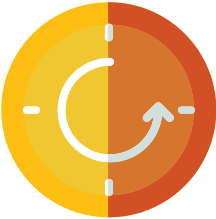
**ALL AVERAGE RATES COMBINED**



Q1 £22.45

Q2 £19.62


Q3 £17.97



**£11.97**

**(20.26)%**  
**Var Q3vQ4**


**HOURLY RATE AVERAGES**



Q1 £12.98

Q2 £16.25


Q3 £15.02



**£280.70**

**10.54%**  
**Var Q3vQ4**

**DAILY RATE AVERAGES**




Q1 £272.43

Q2 £262.81

Q3 £253.94

# Venn Index – Government and NfP

**253 BOOKINGS**

**(18.91)%  
Var Q3vQ4**


**ALL NEW CONTRACTS ISSUED**

**Q4**

Q1 358 BOOKINGS

Q2 343 BOOKINGS

Q3 312 BOOKINGS



**£43.96**

**34.91%  
Var Q3vQ4**

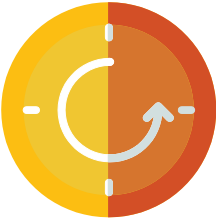
**ALL AVERAGE RATES COMBINED**

**Q4**

Q1 £31.45

Q2 £30.92

Q3 £32.59



**£18.07**

**2.16%  
Var Q3vQ4**


**HOURLY RATE AVERAGES**

**Q4**

Q1 £17.89

Q2 £16.16

Q3 £17.69



**24h**

**£361.17**

**14.01%  
Var Q3vQ4**

**DAILY RATE AVERAGES**

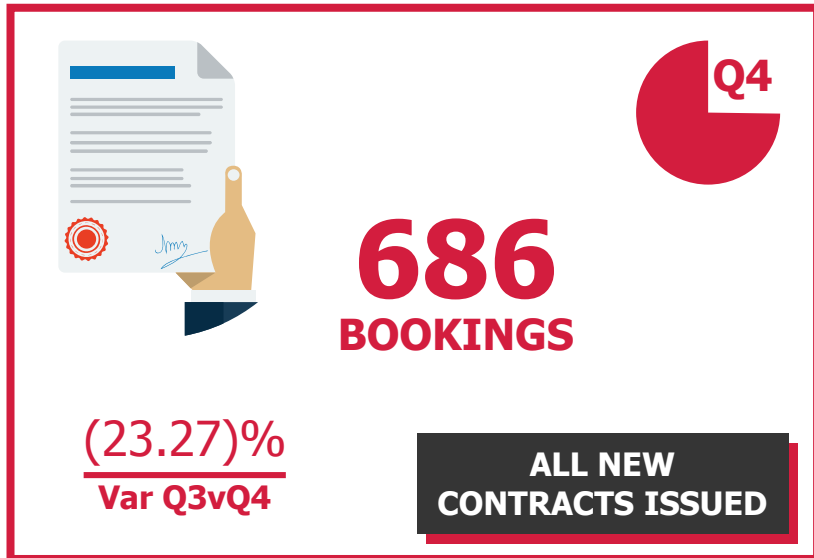

**Q4**

Q1 £312.28

Q2 £315.75

Q3 £316.79

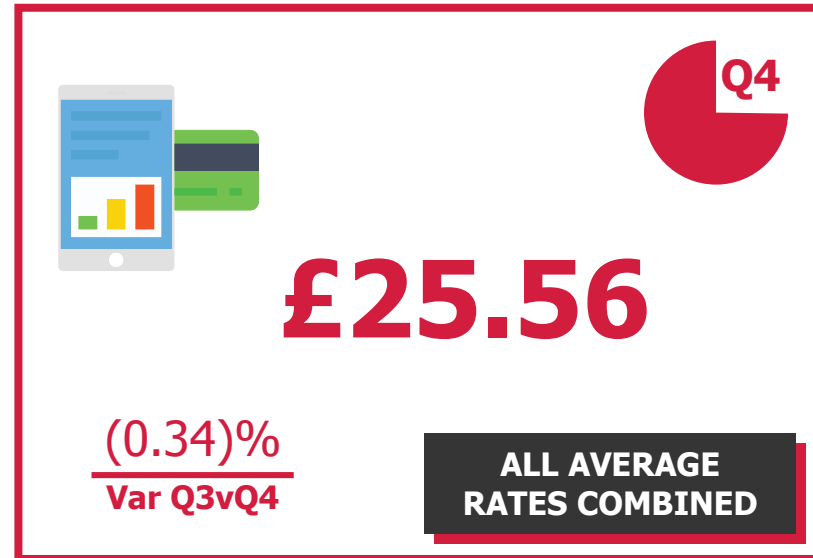
# Venn Index – Healthcare and Life Sciences



Q1 814 BOOKINGS

Q2 916 BOOKINGS

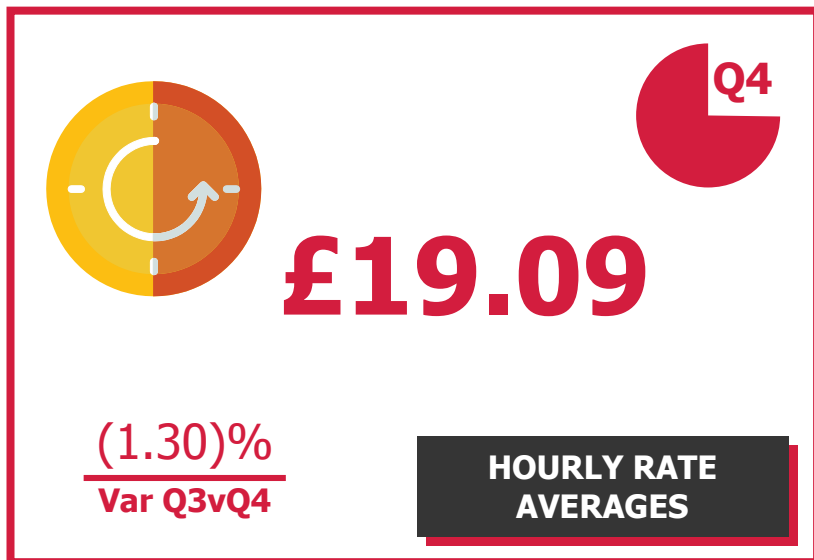
Q3 894 BOOKINGS



Q1 £26.13

Q2 £25.35

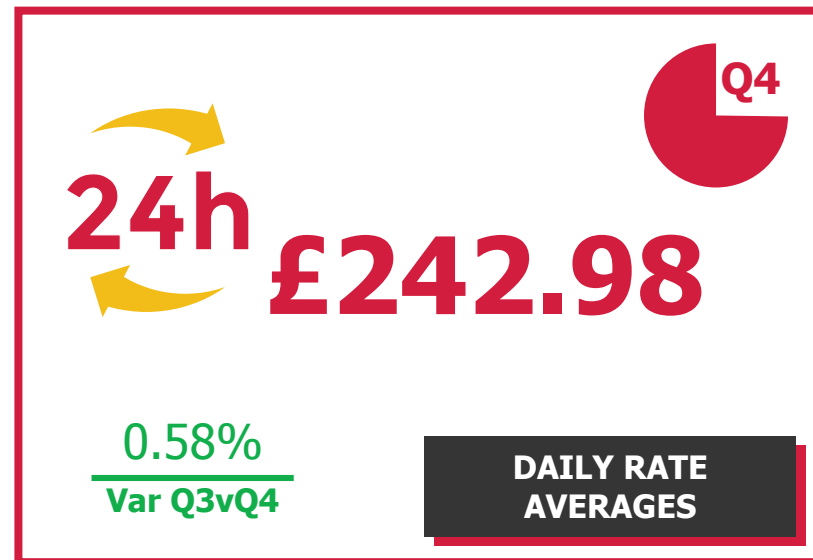
Q3 £25.65



Q1 £16.87

Q2 £17.22

Q3 £19.34




Q1 £261.79

Q2 £263.91

Q3 £241.58

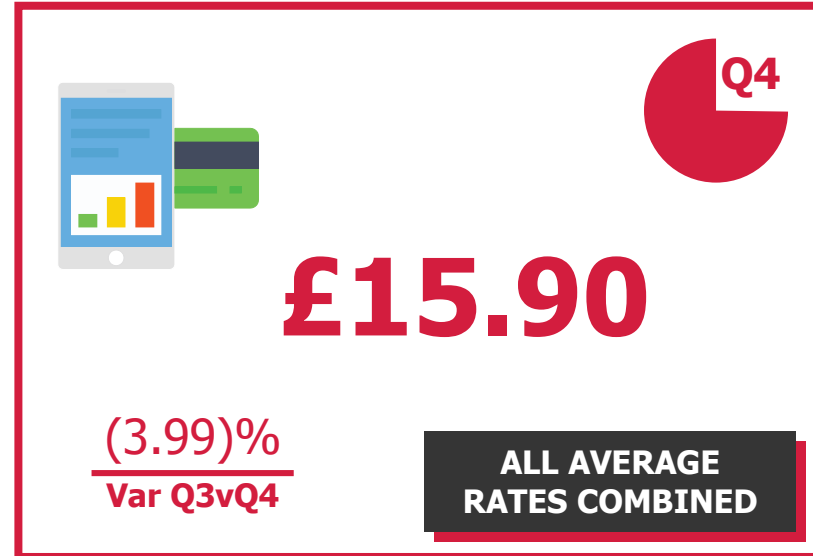
# Venn Index – Housing



Q1 308 BOOKINGS

Q2 374 BOOKINGS

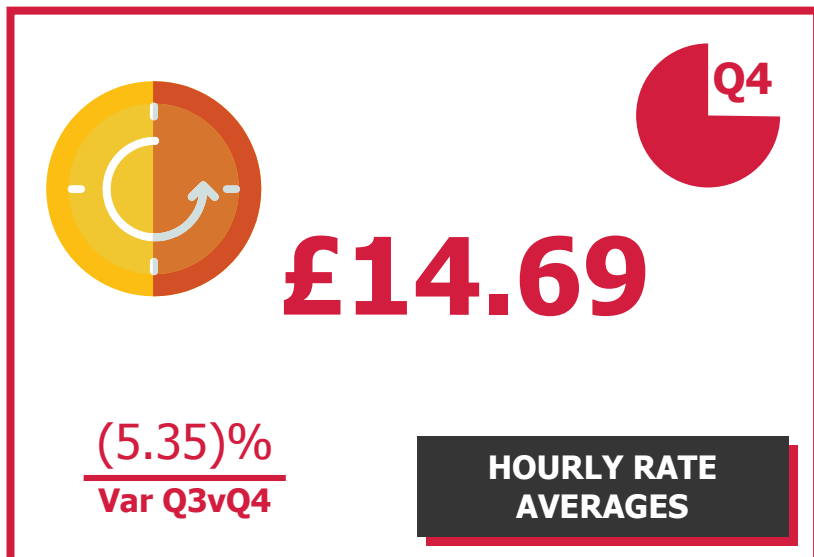
Q3 362 BOOKINGS



Q1 £17.90

Q2 £15.99

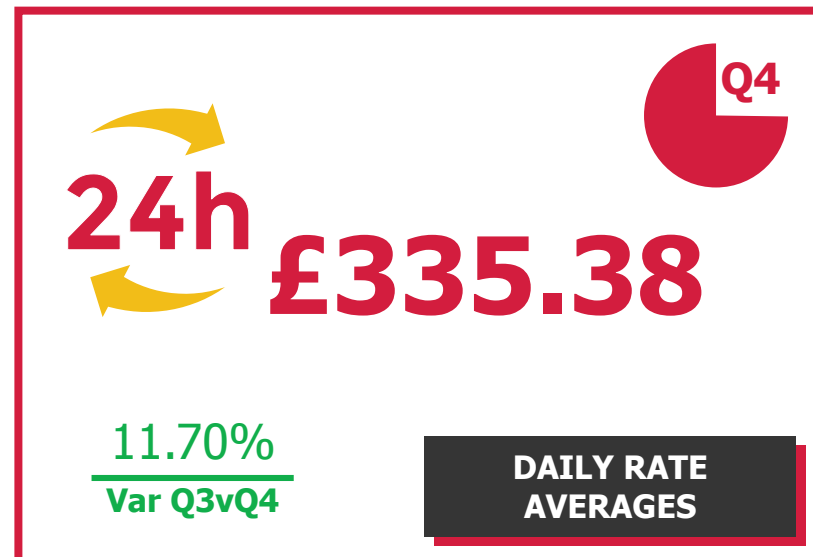
Q3 £16.56



Q1 £15.92

Q2 £14.91

Q3 £15.52



Q1 £330.84

Q2 £294.47

Q3 £300.25

# Venn Index – Legal




**270 BOOKINGS**

**Q4**


**(19.64)%  
Var Q3vQ4**

**ALL NEW CONTRACTS ISSUED**

Q1 273 BOOKINGS

Q2 321 BOOKINGS

Q3 336 BOOKINGS



**£27.24**

**Q4**

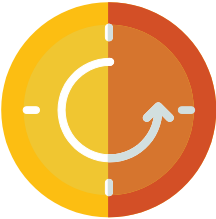
**9.61%  
Var Q3vQ4**

**ALL AVERAGE RATES COMBINED**

Q1 £28.97

Q2 £30.20

Q3 £24.86



**£26.44**

**Q4**


**9.65%  
Var Q3vQ4**

**HOURLY RATE AVERAGES**

Q1 £30.92

Q2 £31.08

Q3 £24.11



**24h**

**£328.75**

**Q4**

**4.81%  
Var Q3vQ4**

**DAILY RATE AVERAGES**

Q1 £183.81

Q2 £249.77

Q3 £313.67

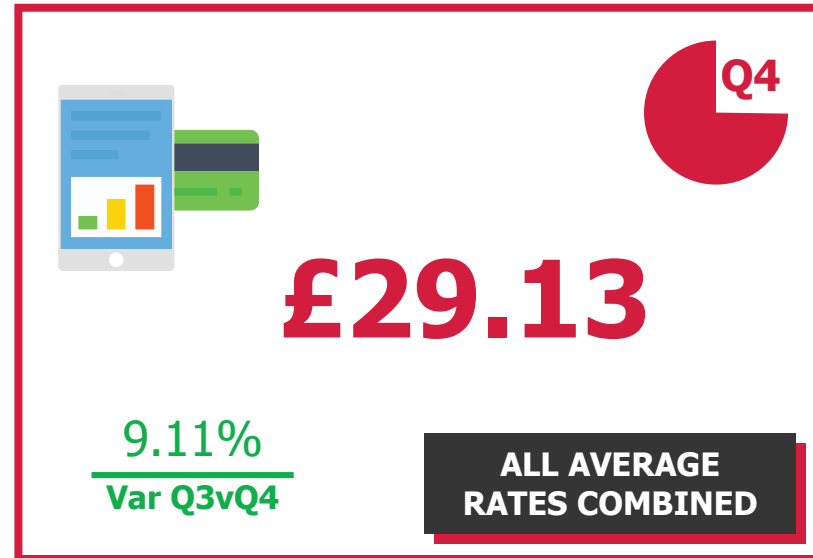
# Venn Index – Technology



Q1 94 BOOKINGS

Q2 117 BOOKINGS

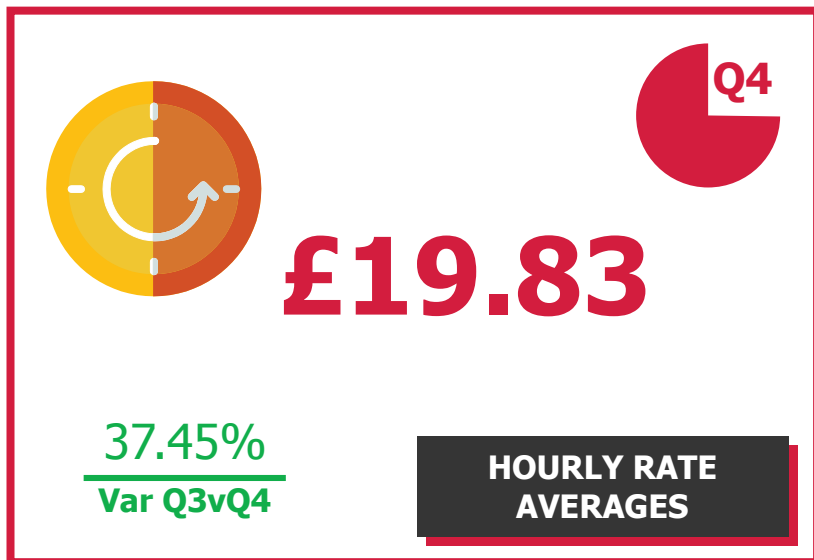
Q3 94 BOOKINGS



Q1 £28.63

Q2 £23.54

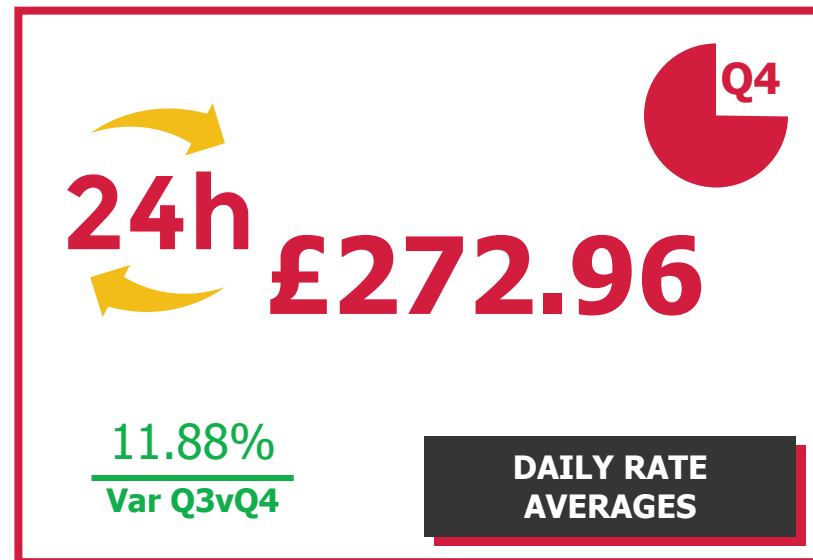
Q3 £26.70



Q1 £18.33

Q2 £14.26

Q3 £14.43



Q1 £267.62

Q2 £259.44

Q3 £243.97